



Fashion II Virtual Learning

HS/Fashion History Display

(Day 1 of 5)

May 7th, 2020



HS/Fashion II
Lesson: May 7th, 2020

Objective/Learning Target:

Students will investigate time periods of fashion, determine common trends of the times and relate them to design.

Standard:
16.3.8



HS/Fashion II

Lesson: May 7th, 2020

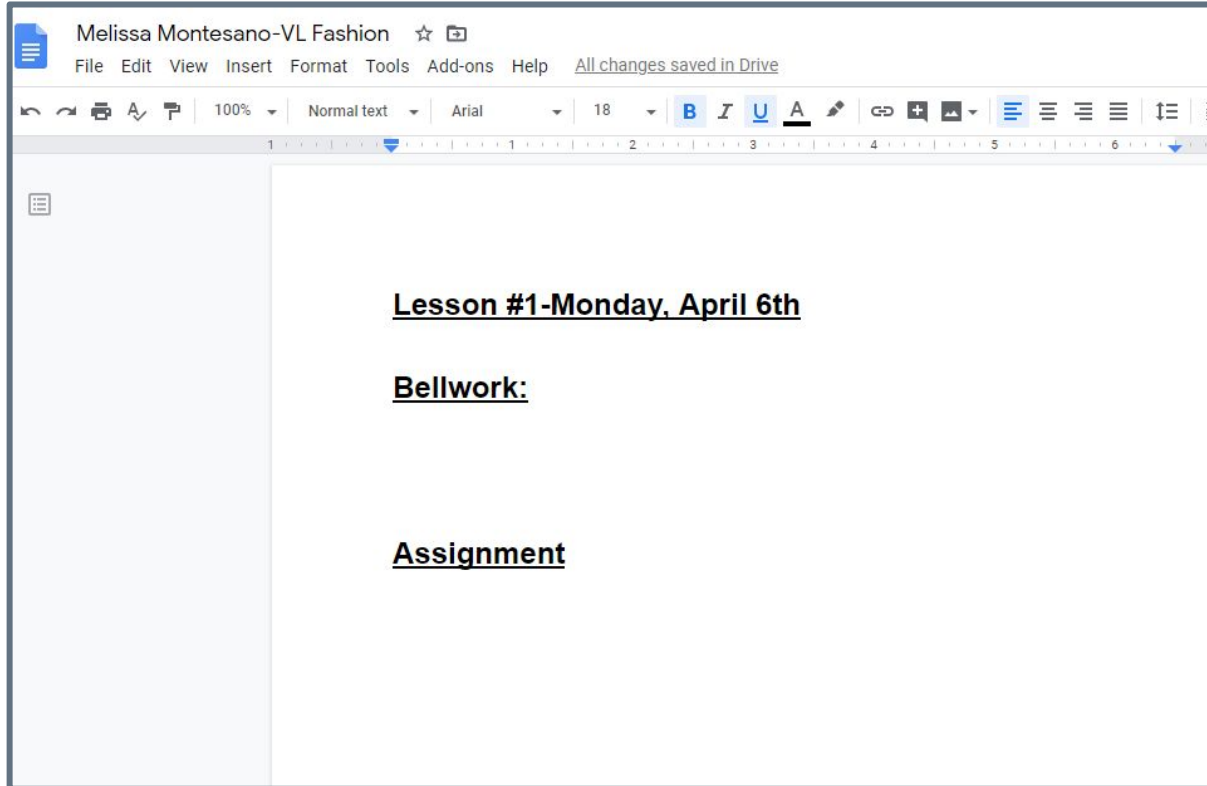
Bellwork:

What is fashion piece that you own right now that you believe will be popular again in the future? Explain your reasoning.

How to do bellwork and assignments

- Create a google doc for Fashion II
- Title it with your full name and the name of the class with a VL in front for Virtual Learning
- Each day, put that day's date and lesson on a new page of the same doc
- Under the date, have two sections:
 - Bellwork
 - Assignment

Example Google Doc



The screenshot shows a Google Docs interface. At the top, the document title is "Melissa Montesano-VL Fashion". Below the title is a menu bar with options: File, Edit, View, Insert, Format, Tools, Add-ons, and Help. A status bar indicates "All changes saved in Drive". The main toolbar contains icons for undo, redo, print, text color, background color, zoom (set to 100%), text style (Normal text), font family (Arial), font size (18), bold (B), italic (I), underline (U), text color (A), eraser, link, unlink, insert image, insert table, bulleted list, numbered list, indent, and outdent. The document content consists of three lines of text, each underlined and bolded: "Lesson #1-Monday, April 6th", "Bellwork:", and "Assignment".

Melissa Montesano-VL Fashion ☆ 📄
File Edit View Insert Format Tools Add-ons Help [All changes saved in Drive](#)

100% Normal text Arial 18 B I U A

Lesson #1-Monday, April 6th


Bellwork:

Assignment


Activity

- ★ Open the following assignment, 'Fashion History Poster' and read through for understanding. Then, complete Day 1 instructions. Use the templates included below for the fashion figure drawings.
 - [Fashion History Poster](#)
 - [Fashion Figures](#)

Example Poster



Example Poster



Practice/Additional Resources

- ★ If you don't have access to physical materials, then you can use the following sketch tool online to draw your fashion figures. Use the same methods you learned in the videos to the best of your ability.
 - [Sketch.io](#)
 - [Sketch.io Tutorial](#)